



**GT3, GT4, AND TC DRIVERS AND TEAM
MANAGERS BRIEFING**

Watkins Glen International

August 29th – September 1st, 2019



CREW CHIEF INFORMATION



TIME: 9:00 AM

Sporting Note 2 -Tyre Allocation



Sporting Note 3 Tyre Heating Devices

CREW CHIEF INFORMATION

- Respect all FIRE LANES (keep your equipment in your own space)
- Teams must replace straps on the nitrogen bottles when collecting bottles
- Only cars with RSP Parking passes will be allowed in the paddock and must park in the RSP Parking area (\$1000 fine for violations)
- In the Pit Lane – crews must wear the proper attire – **No Shorts or Open Toe Shoes.**

RSP PARKING



BAROMETRIC PRESSURE

957 mb

PIRELLI TIRES

- All **Carry Over Tires** must be scanned in at Pirelli before the first practice session
- Teams must only use allocated tires during the event
- Teams must have an updated Pirelli Tire Allocation form with them during all sessions

ANNUAL INSPECTION

- Cars will be measured with tires set to 1.5 bar GT
- Teams must present all required documents

(Safety Cage, Fuel Cell Certificates, and Homologation documents)

- Teams must bring any tools needed to inspect restrictors and install seals
- Present Fuel attendant gear for inspection
- Drivers must present their safety equipment and attend weigh-in before on track activities
- Drivers must perform an Egress Test



DATA DOWNLOAD

- After **Practice 1 & 2, Qualifying, and Race 1 & 2**
- Data will be collected in the Parc Fermé Area
- After Practice 1 & 2 Data will be collected in the down load lanes
- A Team member must remain with the car at all times

PARC FERME

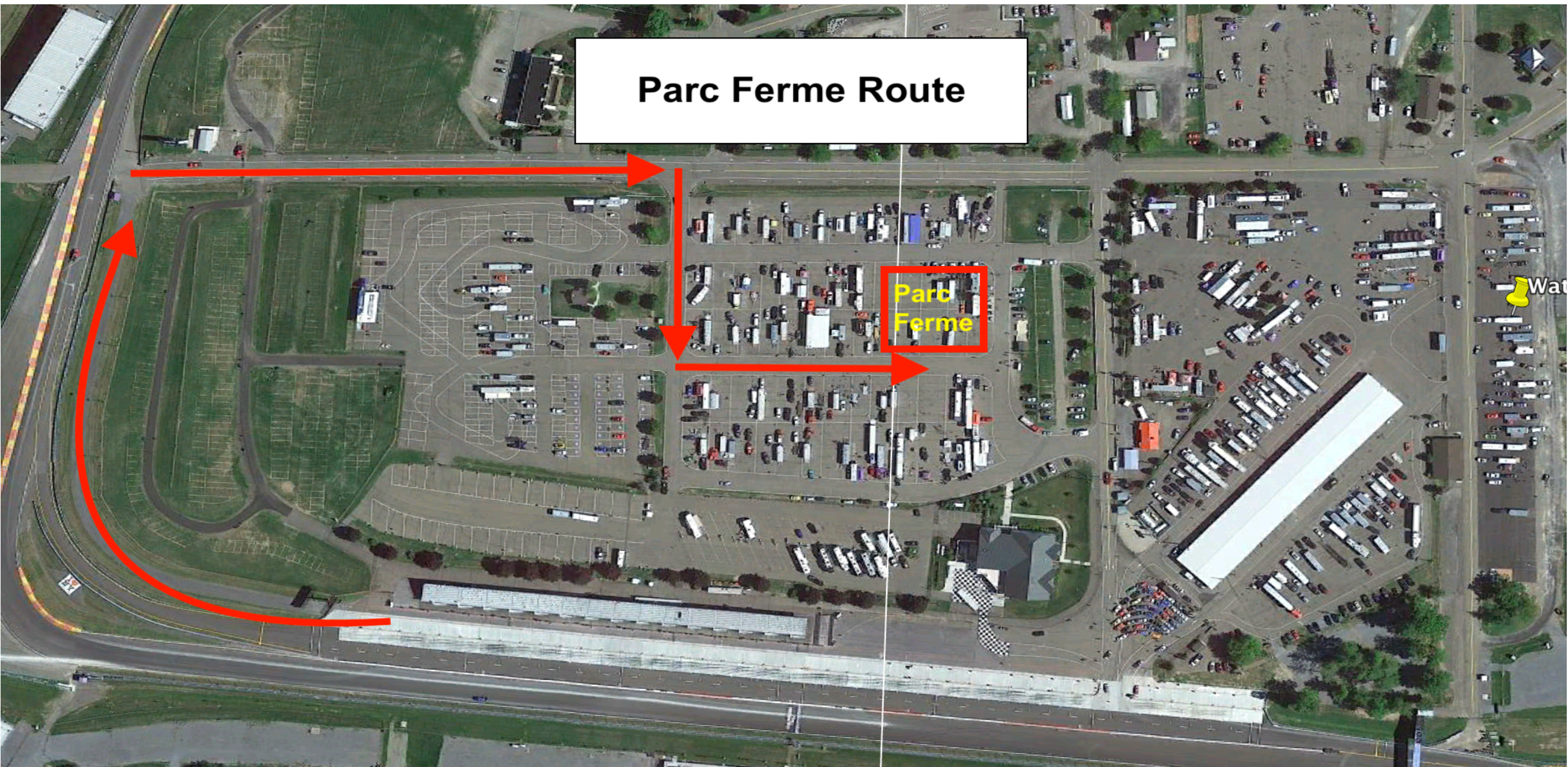
- **After Practice 1 & 2, Qualifying, and Race 1 & 2**
- All cars are to proceed directly to Parc Ferme
- All personnel are to remain outside of the Parc Ferme area unless directed by Technical Staff
- 1 Team member must be available to receive instructions for each car during this period

PARC FERME TOP HATS


- SRO Technical will be instituting a new procedure for Parc Fermé
- Once cars enter Parc Fermé after Qualifying or a Race, Technical personnel will place TOP HATS on those cars required to go across the scales.
- Crews with the Top Hats will then be given further instructions for the tasks required for Technical Inspections, pump out, or scales.



PARC FERME ROUTE



TEAM FLAG POSITION



PADDOCK PARKING

- Phone: 531-777-2536
- Email: todd@sro-motorsports.com
- Special requests must be made before the entry deadline
- All late entries will be placed in the paddock in a overflow area
- Any texts must have team name and car# before message

TODD **KETCHAM**
TECHNICAL MANAGER



M. +1 (531) 777 2536
E. todd@sro-motorsports.com

www.sro-motorsports.com

NEXT EVENT



- VP Fuel Orders Due: 6-September-2019
- Pirelli Tires Due: 6-September-2019
- Truck Wash: Lazyboy 920-254-2086 (order by Sept 7)
- **Paddock Load In: 19-September-2019 at 8:00am**
- **Unload: 19-September-2019 at 12:00pm**

Las Vegas Catering

- LEVY at Las Vegas Motor Speedway
- 7000 Las Vegas Blvd. North Las Vegas, NV 89115
- Office: 702.632.8317 Cell: 702.600.8873
- tpetrello@levyrestaurants.com
- www.levyrestaurants.com
- All food services will be provided Levy (no other services will be allowed)

CREW CHIEF INFORMATION

Questions ?



Watkins Glen

I N T E R N A T I O N A L



GT3 DRIVERS AND TEAM MANAGERS BRIEFING

Watkins Glen International

August 29th – September 1st, 2019



COMMUNICATION

NOTICE BOARD

All documents and decisions issued by the officials will be posted notice boards.

<https://www.gt-world-challenge-america.com/event/10/watkins-glen-international>

NEXT RACE WATKINS GLEN



SHOP

ABOUT

PRESS MEMBERS

TEAMS

SRO WEBSITES



HOME

NEWS

VIDEOS

PHOTOS

COMPETITORS

CALENDAR

RESULTS

LIVE



WATKINS GLEN INTERNATIONAL UNITED STATES OF AMERICA

 30 August 2019 - 1 September 2019

Share



Entry List

Race Tickets

Full Timetable

Spotter Guide

Race Results

Noticeboard

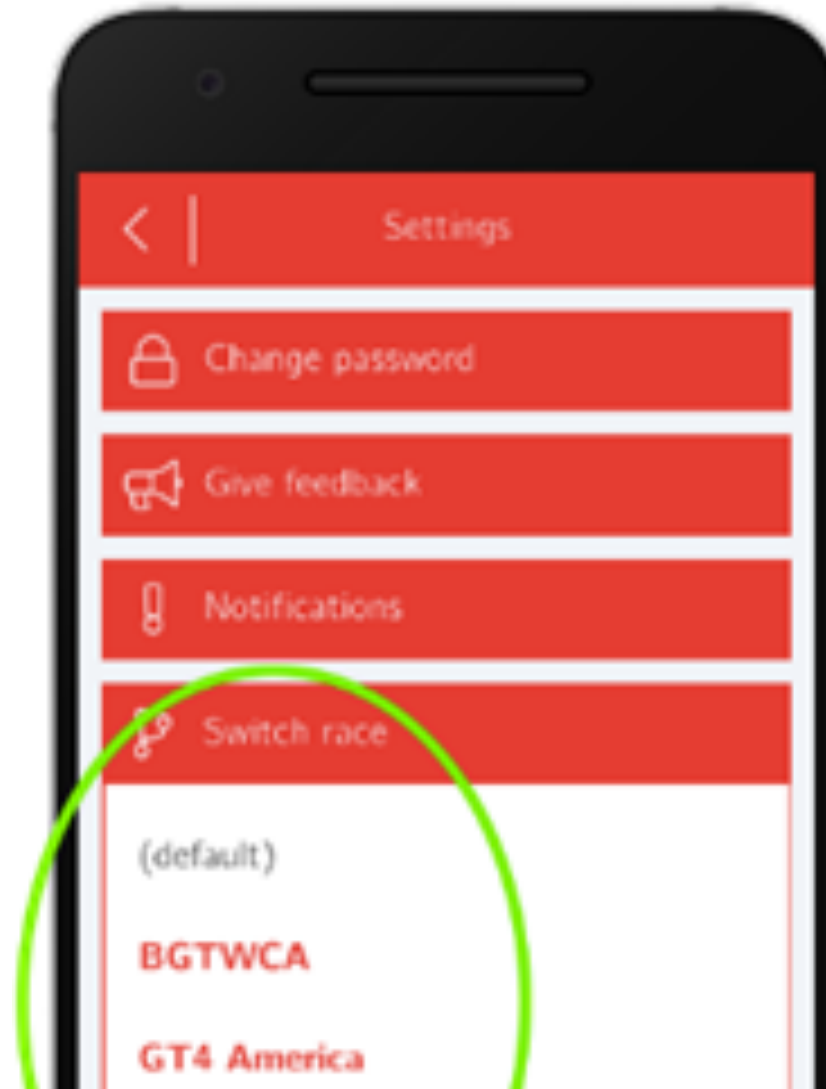


TEAM MESSAGING App

Android: <https://play.google.com/store/apps/details?id=com.minsh.pirelli>

iOS: <https://itunes.apple.com/app/blancpain-world-challenge-team/id1460353053>

Summons
Requests
Incidents



Everybody
messages
Only

RACE CONTROL RADIO

- Race Control : 462.2250 MHz
- TEST 10 minutes before each session
- Answer "ok"+ car # on the team messaging
- In case of issue contact Sean the Pit Lane manager





PIT LANE

PIT GANTRY CAMERA

ON - before the beginning of each Q or race

The images may NOT be examined by the teams during the sessions.

If required the pit gantry SD card will be collected by Pit lane officials

Once Parc-Fermé is open, any cards which are not under investigation will be available for collection

PIT GANTRY CAMERA



MANDATORY PIT STOP

- *From 40:00.00 to 49:59.99*
- *Possible driver change*
- *Mandatory refueling and wheel change (4W)*
- *Pit lane minimum drive through time 30 seconds*
- *If FCY or SC before opening - window delayed*
- *If FCY or SC during - window will be extended*

MINIMUM PIT STOP TIME

64 seconds – confirmed by a steward's bulletin

-1 sec / ONCE Penalty: drive through

Cars are to leave when ready to race.

Respect the 50 Km/Hr. NO slowing or stopping

1 per Competition = 1 for the 2 races

Formal request to Race Director or Stewards

Confirmed by Pirelli / chief Tech

Cannot be carried over

TIRE WARMERS

Bulletin from the stewards

Position: On the other side of the Fire lane

Transport: uncovered

Wheels fitted at the 5 minutes signal

Wheels on the ground at the 3 minutes signal

FAST LANE OPEN

- Cars allowed to line up at Pit Exit
- Max 5' before session.
- Msg on the timing monitors and through the RD radio channel
- Not before the race
- Also valid in case of Red flag (stop in front of your pit garage)

TIME PENALTY

In your pit box controlled by the team

HARDSHIP LAP

- Teams may request a hardship lap to the Stewards.
- Will be scheduled by the RD / CoC
- Single lap from pit out to pit in without crossing the line.
- Hardship lap = back of the grid for the next race.

REQUEST FORM



Date:

Event:

Team:

Start number:

Entrant / Team Name :

Driver:

Concerns : Briefing
 Tests
 Practice
 Qualifying 1 - 2
 Race 1 - 2

Request :

Date / Time :

Signature :

Race director's comments:

Sent to the stewards at:

This report can only be used for requests involving your team cars

INCIDENT REPORT



Event:

Team:

Car number:

Driver:

Car(s) involved:

Time of the incident:

Lap:

Turn:

Description of the incident:

Plan of the incident:

Date / Time :

Signature :

Race director's comments:

Sent to the stewards at:

To be handed by the entrant to the race director and/or the sporting director at the latest 30 minutes after the checkered flag. This report is not an official protest but purely information for the race director. This report can only be used for requests involving your team cars



DRIVERS BRIEFING

WATKINS GLEN (USA)

Circuit length: 5426,8 m (3.37 mi)

Int 1 at: 1702,5 m (67,026 in)

SC: Pit Exit - Lights OFF not later than Turn 8

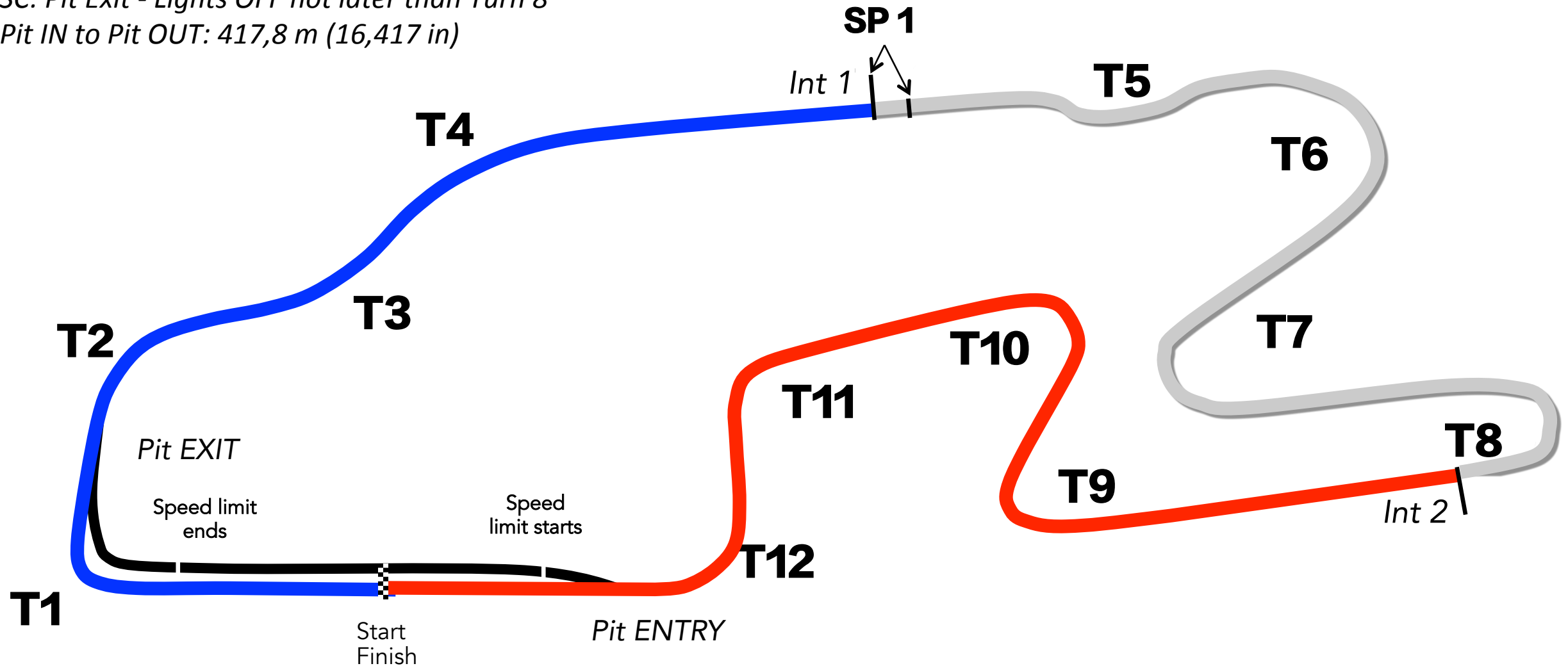
Pit IN to Pit OUT: 417,8 m (16,417 in)

Start line offset: 0 m

Int 2 at: 3435,6m (135,258 in)

Pole position: RIGHT

Start line up: T9 to T11

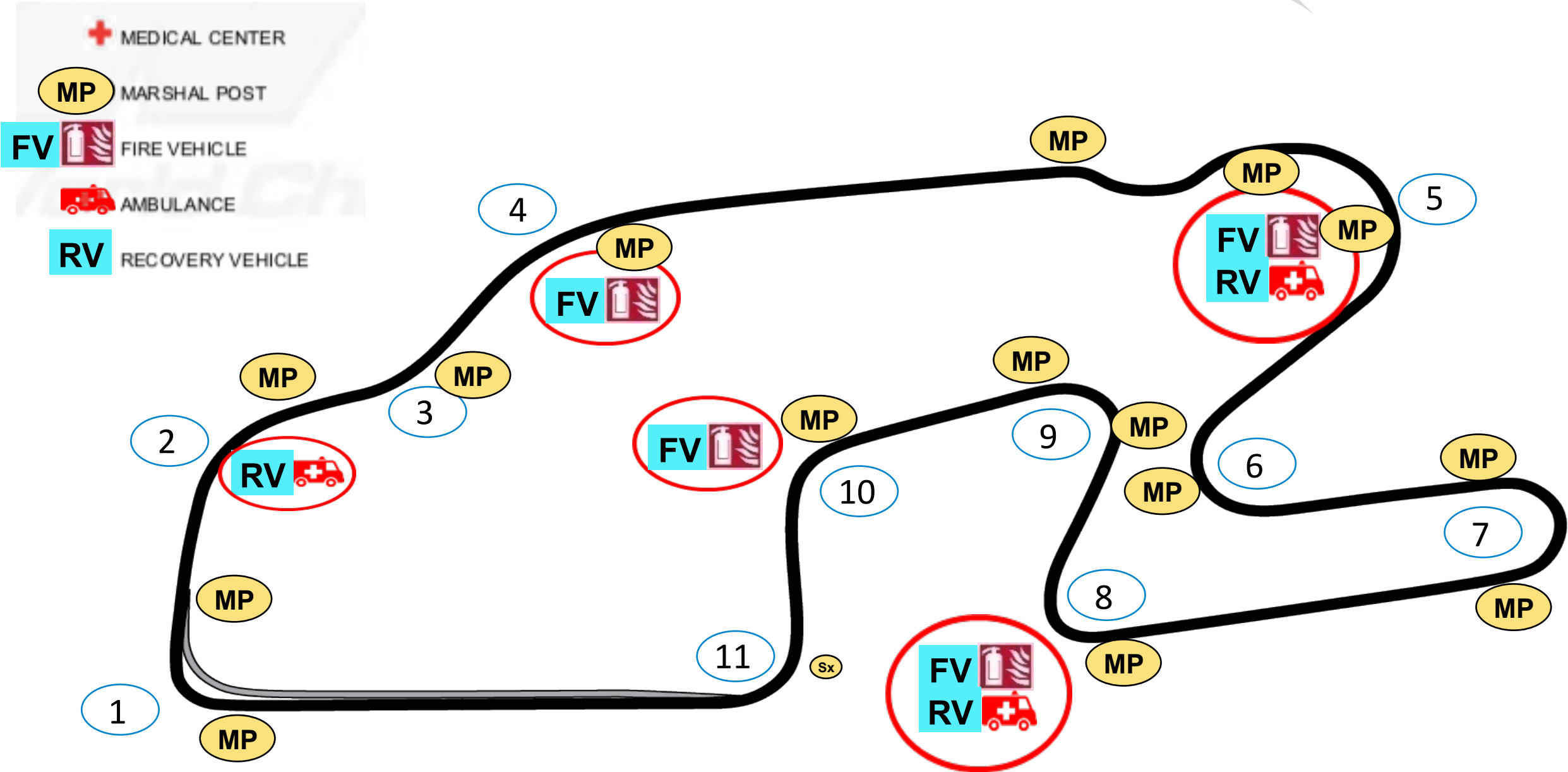


TRACK ACCESS

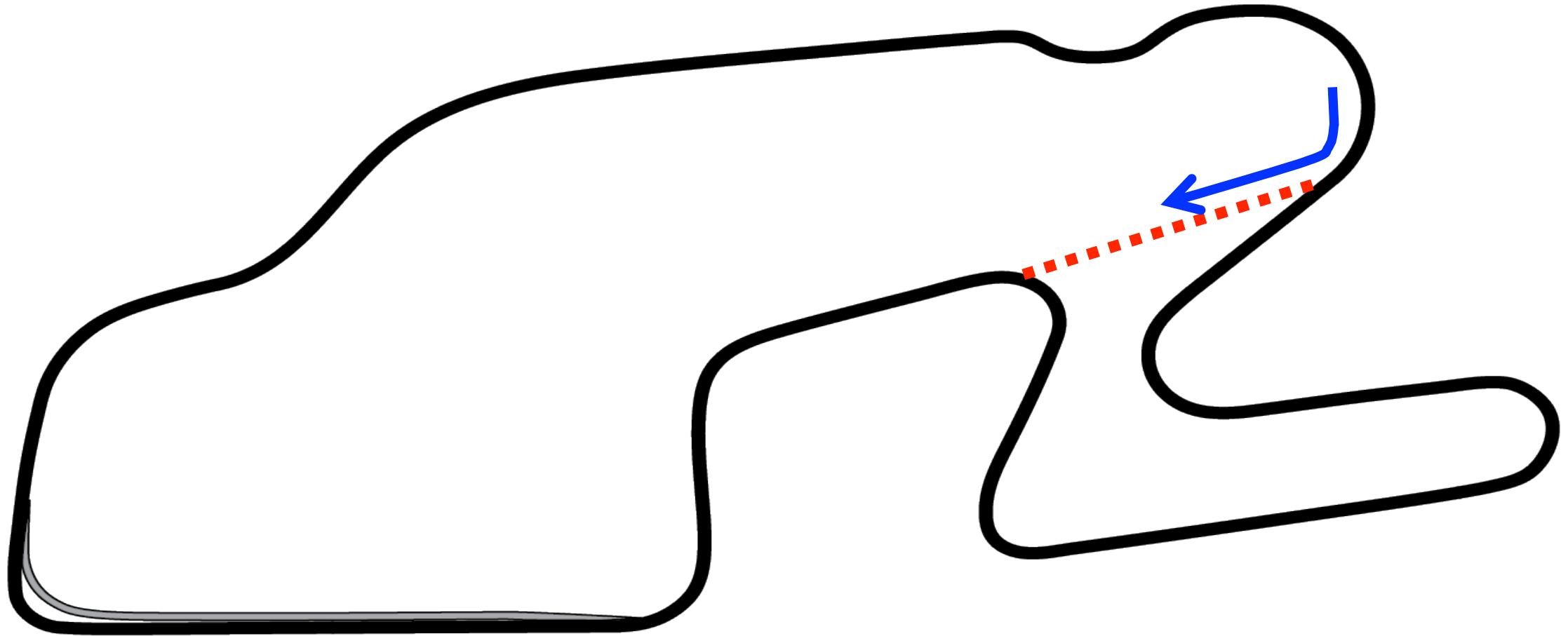
No stopping in Pit Box after Checkered Flag



TRACK SAFETY



TURN 5 TO TURN 9 SHORTCUT FOR DISABLED CARS ONLY



GT3 DRIVERS AND TEAM MANAGERS BRIEFING – Watkins Glen International

TURN 5 TO TURN 9 SHORTCUT FOR DISABLED CARS ONLY



START – FINISH LINE



STARTER'S FLAG POINT

DRIVE
THROUGH





PIT LANE

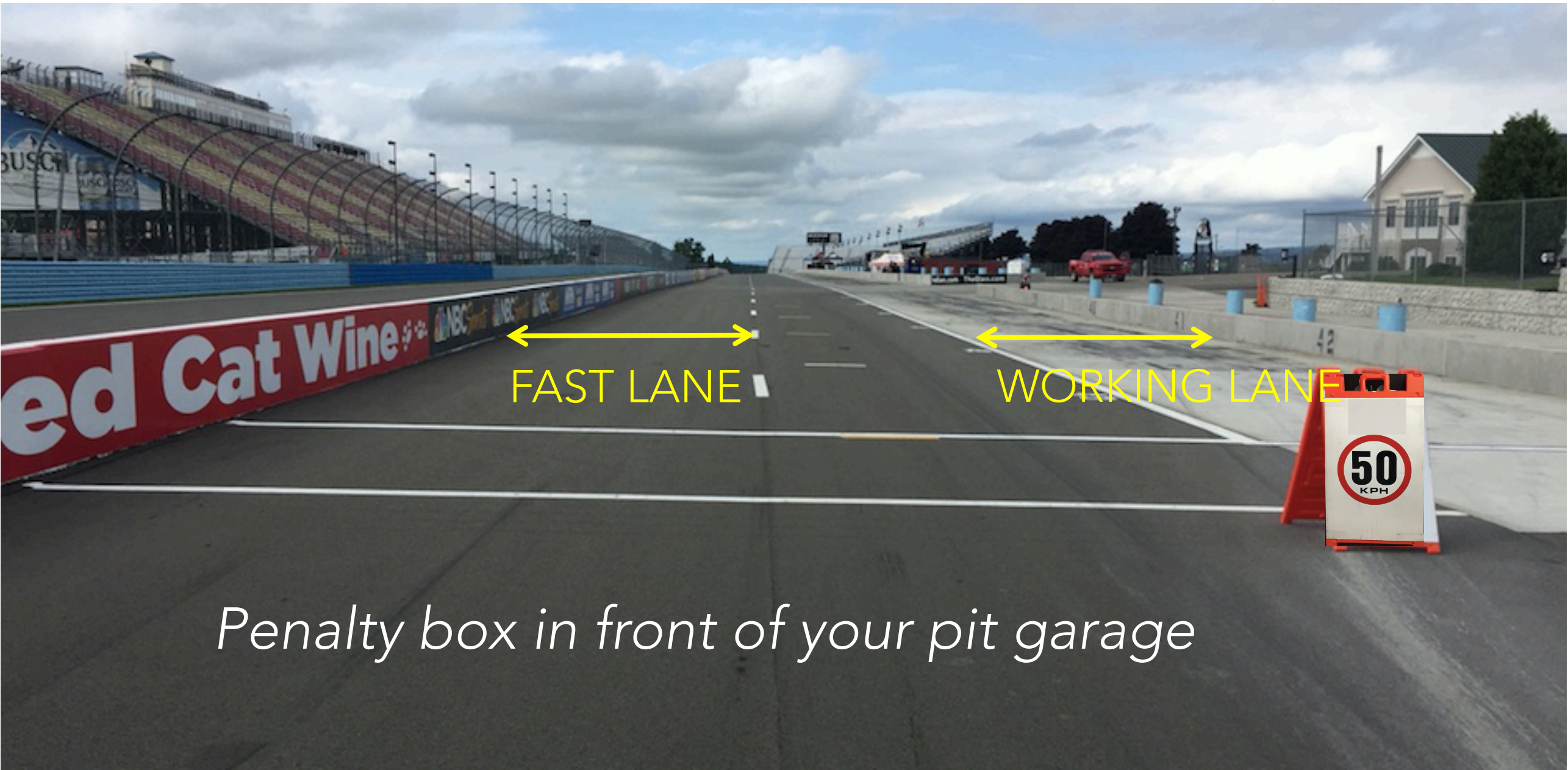


*Respect the blend
line (4 wheels)*

PIT ENTRY SPEED LIMIT STARTS



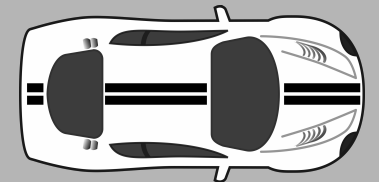

PIT LANE



BEGINNING OF EACH SESSION & RACE



PIT STOP AND RACES



DRIVERS IN PIT LANE

One hand on the steering wheel at all times.

May unplug the radio or disconnect the drinks bottle and other such items,

Keep watching the road while doing any of these things.

May loosen the belts - must remain in contact with the driver

Must be securely fastened before the car leaves the team's working area

May adjust the belts leaving his pit.

OTHER WORKS

- *Behind the wall*
- *Ask permission to leave and to enter the pit lane*
- *Obey the orders of the officials*

SPEED LIMIT ENDS



PIT EXIT LINE



PIT EXIT LINE

KEEP RIGHT OF THE
BLENDLINE LEAVING
THE PITS



SAFE HAVENS





START

START PROCEDURE

Will be confirmed with a stewards bulletin

- Transit to Pit lane - Cars at 45°
- Race 2 – 10 minutes – wheel change - national Anthem
- 5 minutes from formation lap – wheels fitted
- 3 minutes from formation lap – Wheels on the ground
- Race 2 – 1 minute 30 Secs - Intro VIP
- 1 minute from formation lap - DSYE
- Start formation lap – cars line up behind SC

START

Circuit length: 5426,8 m (3.37 mi)

Int 1 at: 1702,5 m (67,026 in)

SC: Pit Exit - Lights OFF not later than Turn 8

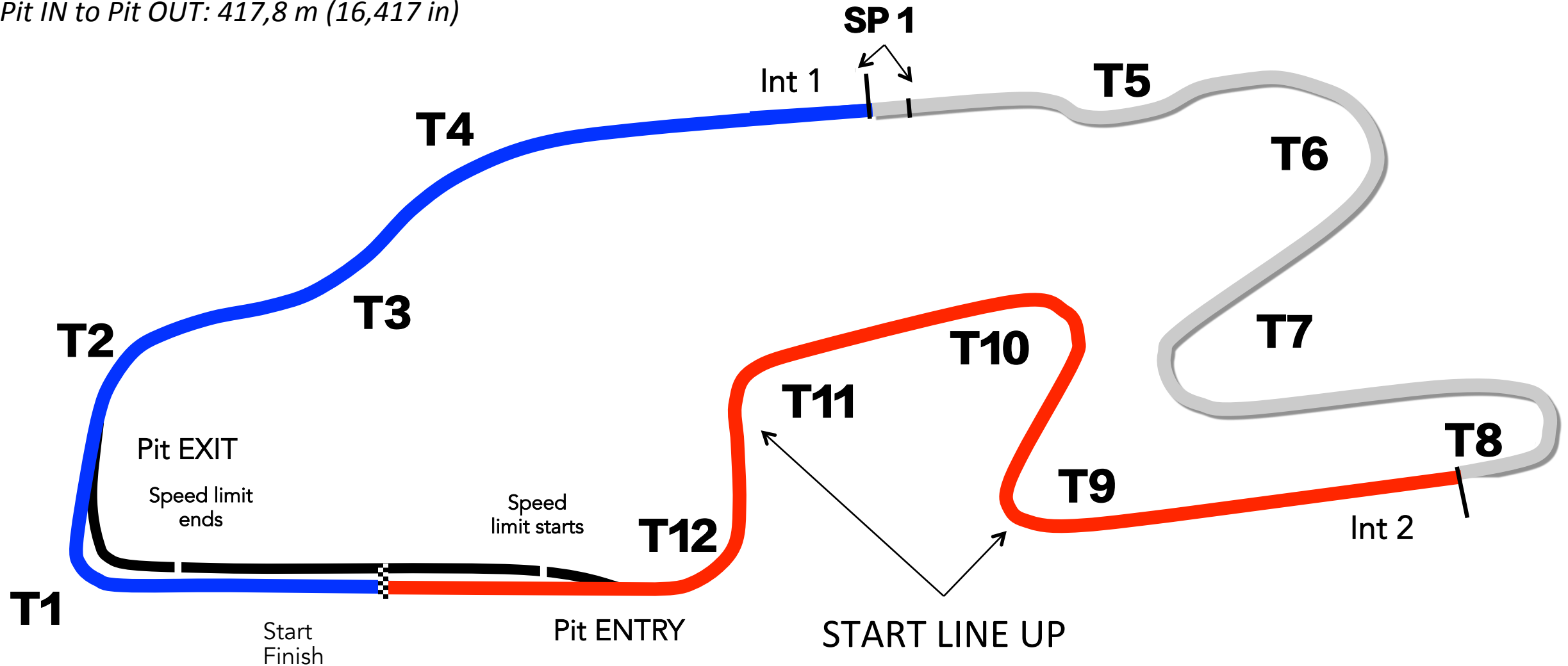
Pit IN to Pit OUT: 417,8 m (16,417 in)

Start line offset: 0 m

Int 2 at: 3435,6m (135,258 in)

Pole position: RIGHT

Start line up: T9 to T11




START PROCEDURE

SC slow down to 50 Km/Hr

When SC enters the pits – pole man in charge of the speed

- *All cars at constant speed, maintain grid position – 2 parallel lines*
- *Maintain distance with the car in front*
- *After the last turn the leader may increase the speed to 110 Km/Hr*
- *Remain in 2 lines until Green Flag*
- *Green Flag = Race Start for all cars*
- *The Starter will brief the front row, on the grid*

START PROCEDURE



After last turn the leader may increase the speed to 110 Km/Hr

NO START BEFORE



START

OVERTAKING PERMITTED WHEN THE SIGNAL IS GIVEN



START

NO GREEN

Yellow flag @ all MP

New Formation Lap

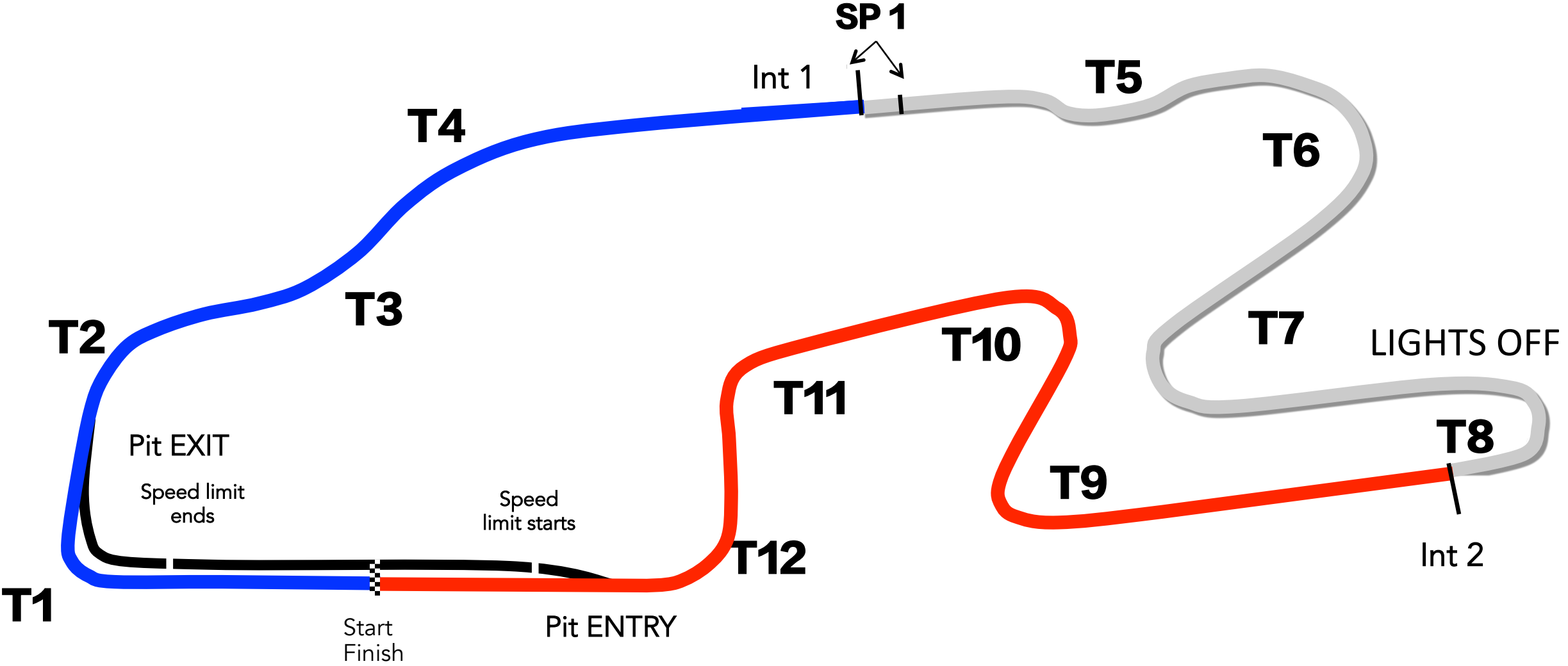
Pole man - tempo





SAFETY CAR & RED FLAG

SAFETY CAR



SAFETY CAR PROCEDURE

Full Course Yellow Slow down NO OVERTAKING

Leader SC speed (80 Km/Hr) – NO OVERTAKING



SC in front of the leader - All car in one file – Max 5 car length apart

SC in this lap - Lights OFF (No later than T8) – boards and flags removed

GREEN FLAG on the start platform ONLY

NO overtaking prior to pass the Line

FCY or SC opening pit window – delayed

FCY or SC during pit window – can be extended

SAFETY CAR PROCEDURE – PIT EXIT STATUS

Pit exit will remain open (GREEN) except

When the SC passes the FINISH LINE - pit exit will be CLOSED (RED)
until

the last car in the group behind the SC passes Pit exit , pit exit will be
OPEN again (GREEN)

RED FLAG PROCEDURE



Slow down (80 Km/Hr) – NO overtaking - enter the pit lane

Free practices: Clock will NOT stop

Qualifying: Clock STOP

Race: Clock STOP - Cars to line up at pit exit in the fast lane

- Order as when the red flag was declared*
- Teams and officials ONLY*
- Parc-Fermé conditions*
- Restart behind SC*



BUS STOP CHICANE

CHICANE TURN 5



CHICANE TURN 5

Driving on the red at the APEX is OK

If you miss the chicane and pass through the tire chicane = no penalty

If you do not go through the tire chicane:

- Practice: Lap time cancelled – >3 times = DT
- Qualifying: Lap time(s) will be cancelled
- Race: - relinquished prior to Start / Finish – No Penalty
 - NOT relinquished prior to Start /Finish = DT - TP



TRACK LIMITS

TRACK LIMITS TURN 1



TRACK LIMITS TURN 8



TRACK LIMITS TURN 10





QUESTIONS?