

DECISION No: GT3-26

From: The Stewards	Time of incident: <u>11:04</u>
To: <u>09 AUTOMOTIVE RACING</u>	Session:
Date: <u>17 Oct</u> xxxxxx 2021	<input type="checkbox"/> Free Practice
Time: <u>13:38</u> hrs	<input type="checkbox"/> Pre-Qualifying
	<input type="checkbox"/> Qualifying
	<input checked="" type="checkbox"/> Race

The Stewards, having received a report from the Race Director, have considered the following matter and determine the following:

Car No: 09 Driver: _____

Facts:

- Crossed the white line at pit lane: entry exit
- Exceeded the speed limit in the pit lane with a speed of _____ km/h
- Did not respect yellow flags repeatedly
- Did not respect track limits repeatedly
- Made a false start
- Caused a collision
- Forced a driver off the track
- Illegitimately impeded another driver during overtaking
- Pit lane infringement
- Other: SHORT PIT STOP

Offence:

- Breach of Article 20 of the Fanatec GT Challenge Europe powered by AWS Sporting Regulations BULLETIN 10
- Breach of Article _____ of the FIA International Sporting Code

Decision:


- Fine _____ Euros
- Drive-through penalty converted to time penalty _____ seconds
- Stop-and-go penalty _____ seconds converted to time penalty _____ seconds
- Time penalty _____ seconds to be served at next pit stop to be added to the elapsed race time
- Cancellation of: lap time of infringement fastest lap time in session
- Cancellation of all lap times in session up to _____ hrs
- Black flag to be shown
- _____ Behaviour Warning Point(s)
- No further action
- Other: _____


Reason: SHORT PIT STOP


Video evidence examined: Yes/No Other evidence considered _____

The Competitor/Driver was summoned and heard before the decision was taken: Yes/No.

Competitors are reminded that they have the right to appeal certain decisions of the Stewards, in accordance with Article 15 of the FIA International Sporting Code, within the applicable time limits


 John Walsh
 Steward (Chairman)


 Robert Davis
 Steward


 Peter Cunningham
 Steward

Stewards Log No.	<u>157</u>
Posted at:	<u>10/17/21 13:43</u>

RECEIPT TO BE CONFIRMED ELECTRONICALLY BY THE COMPETITOR

Indianapolis Motor Speedway
Indianapolis 8 Hour presented by aws
RACE - PIT STOP ANALYSIS

P36 88 Pro/Am Zelus Motorsport				Lamborghini Huracan GT3			
D1: Jason HARWARD		Total Stint: 23 Laps - 42:01.655 (58.49%)		Best Lap: 1:38.646 On Lap 8 @ 152.06 kph			
D3: Madison SNOW		Total Stint: 13 Laps - 25:03.415 (34.87%)		Best Lap: 1:36.530 On Lap 28 @ 155.39 kph			
STOP	IN TIME	DRIVER IN	STINT TIME	STOP TIME	TOTAL STOP TIME	OUT TIME	DRIVER OUT
1 -	10:42:04.819	Jason HARWARD	42:01.655	4:46.014	4:46.014	10:46:50.833	Madison SNOW
2 -	11:09:26.760	Madison SNOW	22:35.927	53.224 <i>dlb</i>	5:39.238	11:10:19.984	Madison SNOW
-	Finish	Madison SNOW	1:34.264				

P37 09 GT4 Automatic Racing				Aston Martin Vangtage GT4			
D1: Jon BRANAM		Total Stint: 35 Laps - 1:11:04.036 (100%)		Best Lap: 1:44.210 On Lap 9 @ 143.94 kph			
D2: Paul KIEBLER		Total Stint: 0 Laps					
D3: Mikel MILLER		Total Stint: 0 Laps					
STOP	IN TIME	DRIVER IN	STINT TIME	STOP TIME	TOTAL STOP TIME	OUT TIME	DRIVER OUT
1 -	11:04:51.180	Jon BRANAM	1:04:48.016	2:39.306 <i>?</i>	2:39.306	11:07:30.486	Jon BRANAM
-	Finish	Jon BRANAM	3:36.714				<i>F/4T</i>

P38 04 Pro/Am DXDT Racing				Mercedes-AMG GT3			
D1: George KURTZ		Total Stint: 34 Laps - 1:12:08.937 (100%)		Best Lap: 1:37.850 On Lap 7 @ 153.30 kph			
D2: Ben KEATING		Total Stint: 0 Laps					
D3: Colin BRAUN		Total Stint: 0 Laps					
STOP	IN TIME	DRIVER IN	STINT TIME	STOP TIME	TOTAL STOP TIME	OUT TIME	DRIVER OUT
1 -	11:05:32.050	George KURTZ	1:05:28.886	6:40.051 <i>ca</i>	6:40.051	11:12:12.101	George KURTZ

P39 70 Pro/Am Inception Racing				McLaren 720 S GT3			
D1: Brendan IRIBE		Total Stint: 20 Laps - 46:04.934 (64.83%)		Best Lap: 1:35.638 On Lap 5 @ 156.84 kph			
D2: Kevin MADSEN		Total Stint: 13 Laps - 22:59.261 (32.34%)		Best Lap: 1:36.055 On Lap 26 @ 156.16 kph			
D3: Ollie MILLROY		Total Stint: 0 Laps					
STOP	IN TIME	DRIVER IN	STINT TIME	STOP TIME	TOTAL STOP TIME	OUT TIME	DRIVER OUT
1 -	10:11:39.279	Brendan IRIBE	11:36.115	3:01.256 <i>ca</i>	3:01.256	10:14:40.535	Brendan IRIBE
2 -	10:39:28.265	Brendan IRIBE	24:47.730	1:05.310 <i>s/g</i>	4:06.566	10:40:33.575	Brendan IRIBE
3 -	10:46:08.098	Brendan IRIBE	5:34.523	2:00.680 <i>ca</i>	6:07.246	10:48:08.778	Kevin MADSEN
-	Finish	Kevin MADSEN	22:59.261				