

DECISION No: GT3-13

From: The Stewards	Time of incident: <u>10:54</u>
To: <u>#37 RODE SPORT TEAM WRT</u>	Session: <input type="checkbox"/> Free Practice <input type="checkbox"/> Pre-Qualifying <input type="checkbox"/> Qualifying <input checked="" type="checkbox"/> Race
Date: <u>17 OCT</u> 2021	Time: <u>11:15</u> hrs

The Stewards, having received a report from the Race Director, have considered the following matter and determine the following:

Car No: 37 Driver: RODE

Facts:

- Crossed the white line at pit lane: entry exit
- Exceeded the speed limit in the pit lane with a speed of _____ km/h
- Did not respect yellow flags repeatedly
- Did not respect track limits repeatedly
- Made a false start
- Caused a collision
- Forced a driver off the track
- Illegitimately impeded another driver during overtaking
- Pit lane infringement
- Other

Offence:

- Breach of Article BREKING of the Fanatec GT Challenge Europe powered by AWS Sporting Regulations
- Breach of Article of the FIA International Sporting Code

Decision:


- Fine _____ Euros
- Drive-through penalty converted to time penalty _____ seconds
- Stop-and-go penalty _____ seconds converted to time penalty _____ seconds
- Time penalty _____ seconds to be served at next pit stop to be added to the elapsed race time
- Cancellation of: lap time of infringement fastest lap time in session
- Cancellation of all lap times in session up to _____ hrs
- Black flag to be shown
- _____ Behaviour Warning Point(s)
- No further action
- Other


Reason: PASSING BEFORE THE CONTROL LINE ON A RESTART


Video evidence examined: Yes/No Other evidence considered TELEPHONE REPORT

The Competitor/Driver was summoned and heard before the decision was taken: Yes/No.

Competitors are reminded that they have the right to appeal certain decisions of the Stewards, in accordance with Article 15 of the FIA International Sporting Code, within the applicable time limits


 John Walsh
 Steward (Chairman)


 Robert Davis
 Steward


 Peter Cunningham
 Steward

Stewards Log No. 140
 Posted at: 10/17/21 11:15

RECEIPT TO BE CONFIRMED ELECTRONICALLY BY THE COMPETITOR

Indianapolis Motor Speedway

Indianapolis 8 Hour presented by aws

RACE - LAP CHART

LAP 26 @ 10:46:21.025			LAP 27 @ 10:49:18.015			LAP 28 @ 10:52:11.817			LAP 29 @ 10:54:44.782			LAP 30 @ 10:56:20.390		
NO	BEHIND	LAP TIME	NO	BEHIND	LAP TIME	NO	BEHIND	LAP TIME	NO	BEHIND	LAP TIME	NO	BEHIND	LAP TIME
10		2:16.519	10		2:56.990	10		2:53.802	10		2:32.965	10		1:35.608
8	2 Laps	2:10.220	8	2 Laps	2:57.092	8	2 Laps	2:53.507	75	0.693	2:32.072	75	2.266	1:37.181
75	1.986	2:00.361	75	3.145	2:58.149	75	1.586	2:52.243	19	1 Lap	2:31.868	88	3 Laps	1:37.468
77	2.569	1:59.972	6	1 Lap	2:54.073	19	1 Lap	2:51.051	88	3 Laps	2:30.702	71	3.879	1:36.980
34	3.605	1:57.787	19	1 Lap	3:21.663	88	3 Laps	2:50.780	04	2.239	2:30.185	19	1 Lap	1:39.010
32	4.816	2:45.574 P	88	3 Laps	6:57.125	04	5.019	2:51.003	91	1 Lap	2:29.075	59	5.984	1:36.693
25	5.388	2:45.760 P	04	7.818	2:36.840	91	1 Lap	2:51.413	71	2.507	2:28.508	33	7.146	1:39.727
66	2 Laps	1:51.950	91	1 Lap	2:43.426	71	6.964	2:51.481	33	3.027	2:28.020	89	7.442	1:38.062
6	1 Lap	1:51.276	71	9.285	2:13.858	33	7.972	2:50.299	119	1 Lap	2:28.127	99	9.011	1:37.788
36	1 Lap	1:46.145	34	9.904	3:03.289 P	119	1 Lap	2:49.486	59	4.899	2:27.471	04	9.818	1:43.187
26	12.394	2:21.216 P	61	2 Laps	1:57.322	59	10.393	2:49.557	89	4.988	2:26.626	51	9.848	1:38.394
7	2 Laps	2:16.441 P	33	11.475	1:57.971	6	1 Lap	3:00.501 P	47	2 Laps	2:27.151	91	1 Lap	1:44.058
91	1 Lap	3:17.024 P	66	2 Laps	3:04.389 P	89	11.327	2:49.226	99	6.831	2:26.576	32	11.098	1:39.323
82	1 Lap	1:48.247	119	1 Lap	2:25.068	47	2 Laps	2:46.895	51	7.062	2:25.695	25	11.271	1:39.009
04	27.968	1:44.754	59	14.638	1:49.463	99	13.220	2:47.181	32	7.383	2:25.373	70	6 Laps	1:38.985
93	30.130	2:06.771 P	89	15.903	1:50.149	51	14.332	2:47.804	25	7.870	2:24.927	26	11.773	1:38.791
54	1 Lap	1:45.995	47	2 Laps	4:19.206	32	14.975	2:47.845	70	6 Laps	2:24.432	93	12.953	1:37.801
68	1 Lap	1:45.735	99	19.841	2:06.854	25	15.908	2:47.932	26	8.590	2:23.624	119	1 Lap	1:46.775
3	42.407	1:45.557	51	20.330	2:05.919	70	6 Laps	2:41.663	2	2 Laps	2:23.666	77	16.292	1:38.019
119	1 Lap	2:07.680 P	32	20.932	3:13.106	26	17.931	2:42.184	16	1 Lap	2:23.109	3	16.821	1:38.375
98	1 Lap	1:50.324	54	1 Lap	2:37.425 P	2	2 Laps	5:17.449	93	10.760	2:21.212	16	1 Lap	1:42.857
71	52.417	2:08.672	25	21.778	3:13.380	16	1 Lap	2:27.451	111	2 Laps	2:22.535	47	2 Laps	1:47.364
2	1 Lap	2:04.828 P	68	1 Lap	2:37.012 P	93	22.513	2:22.860	63	13.817	2:20.674	34	17.966	1:39.542
99	1:09.977	3:51.773 P	3	22.701	2:37.284 P	111	2 Laps	2:08.702	77	13.881	2:15.963	77	1 Lap	1:38.762
61	2 Laps	5:22.401	98	1 Lap	2:29.720 P	63	26.108	1:47.945	34	14.032	2:11.968	2	2 Laps	1:44.914
33	1:10.494	3:22.638	70	6 Laps	2:07.611	77	30.883	2:10.546	3	14.054	2:08.621	63	19.696	1:41.487
51	1:11.401	3:58.004 P	26	29.549	3:14.145	34	35.029	3:18.927	36	2 Laps	3:01.633	111	2 Laps	1:47.863
70	6 Laps	3:49.804 P	16	1 Lap	2:13.980	3	38.398	3:09.499	6	1 Lap	2:38.183	36	2 Laps	1:45.615
59	1:22.165	3:27.764	93	53.455	3:20.315	7	2 Laps	1:49.785	7	2 Laps	1:58.093	7	2 Laps	1:46.985
89	1:22.744	3:13.078	111	2 Laps	2:21.180	68	1 Lap	3:53.658	SC	22 Laps	3:04.825 P	68	1 Lap	1:44.252
16	1 Lap	4:00.780 P	77	1:14.139	4:08.560 P	61	2 Laps	4:09.715 P	68	1 Lap	1:45.518	61	2 Laps	1:36.397
111	2 Laps	4:17.805 P	63	1:31.965	2:17.346	66	2 Laps	4:23.426	66	2 Laps	1:46.672	66	2 Laps	1:45.075
63	2:11.609	3:27.687 P	7	2 Laps	4:36.426	54	1 Lap	4:20.041	54	1 Lap	1:45.422	54	1 Lap	1:44.083
SC	21 Laps	2:56.327	82	1 Lap	4:53.817 P	82	1 Lap	2:18.276	82	1 Lap	1:45.878	82	1 Lap	1:44.097
09	1 Lap	2:56.590	36	1 Lap	5:28.975 P	98	1 Lap	4:29.714	61	2 Laps	2:08.228	37	2 Laps	1:36.677
20	2:55.280	2:56.971	SC	21 Laps	2:54.612	09	1 Lap	2:03.506	37	2 Laps	1:42.550	20	1:22.703	1:41.005
37	2 Laps	2:56.727	09	1 Lap	2:54.267	20	2:01.447	2:03.513	98	1 Lap	1:49.144	09	1 Lap	1:45.274
			20	2:51.736	2:53.446	→ 37	2 Laps	2:02.918	09	1 Lap	1:49.112	98	1 Lap	1:48.392
			37	2 Laps	2:53.698	8	1 Lap	2:09.712	20	1:17.306	1:48.824			
									8	1 Lap	1:47.430			

Weather / Track : Sunny / Dry

Indianapolis Motor Speedway Hybrid
Circuit Length = 4.166 km
Start: 10:00 Flag 00:00 End: 00:00